

Victorian

Patio Door Series



Superior vinyl

Durability

Freedom from wear

Heat/cold resistance

Highest consumer
satisfaction



IDEAL WINDOW™

Our name says it all!

Features



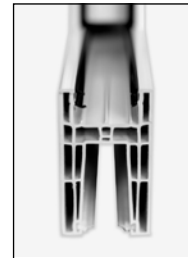
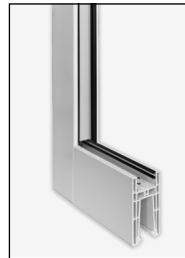
Gain a picture perfect view to your yard, deck or patio with the modern look of the Victorian Patio Door.

Offering beauty and performance, these patio doors never need painting. Manufactured so they will not rot, rust, pit, or blister enduring years of maintenance-free wear.

The multi-chambered, all-vinyl frame is durable and easy to install - and its maximized strength withstands high winds and offers superior air tightness. Designed for smooth, light-touch operation, these doors are engineered for high-traffic use and are reinforced for added security.

Available with a wide range of quality upgrades including security devices, blinds, colors, and finishing options.

Our goal is to deliver the highest levels of buyer satisfaction in the market!



Vinyl Frame

- 5 7/8 " mechanically fastened vinyl frame
- Components easily installed and replaceable
- 3 weather seals
- Anodized screen track/stainless steel roller track
- 8 degree sill slope for optimal drainage


Durable Sash

- Reinforced with steel to withstand high wind loads
- Double perimeter seal for superior air-tightness
- Doors are easily and completely reversible
- Adjustable tandem ball-bearing rollers
- 1" sealed units for optimal thermal performance

Optional Screen

Pet-resistant insect screening is tear and puncture resistant to prevent damage by pets.

Being 7x's stronger than the standard screen, the pet screen is ideal for use in high-traffic areas.



Optional Sidelites & Transoms

Frame your patio door in outdoor light with a transom or sidelite. The frame is made of PVC, virtually maintenance-free and available in a wide selection of finishes and glass types.

Hardware & Glass Options

Standard Hardware

Elite handles with multi-point locking systems come as the standard door hardware. Available in white or black.



Optional Hardware

Euro Style Handles: Upgrade to this unique handle set with integrated keylocks. Available in white, brass, black nickel, or satin nickel. All upgraded Euro handles come with a multi-point locking system.



Optional Security Locks

Foot Locks mount on the bottom of the operating door. Used as secondary lock.



Guardian Top Locks mount on the top of the operating door; security bolt locks into the frame.



Security Bars mount on the fixed side of the door frame and swing down to stop the door from operating.



Optional Internal Mini-Blinds

- Fingertip operation
- No external cords
- No dusting
- Low-E glass
- Limited available sizes

Maximum visibility to complete privacy at the tip of a finger. The lever raises, lowers or tilts the blinds sealed between the insulated glass to ensure maintenance-free operation.

Raise and lower operation lever



Glazing

Enhancing the outstanding thermal efficiency is the 1" high-performance glazing found in **Low-E** glass and **Super Spacer®** technology.

Super Spacer®




Optional Decorative Grills

Add an elegant touch to your Victorian Series patio door with decorative internal grills. These are available in white or two-tone, color matched to the door, and come in either **Flat** or **Contoured**.



Optional Exterior Colors

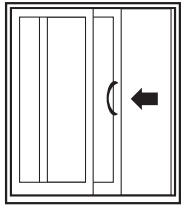
The Victorian patio doors boast a wide range of exterior color options that feature a durable finish that is also UV stable.



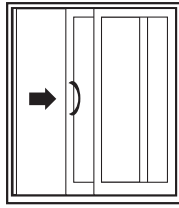
Specifications

Dimensions

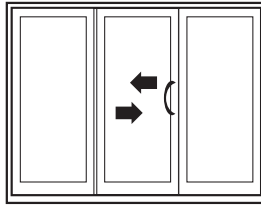
Door/Panel Configurations and Finished Sizes (Exterior view)



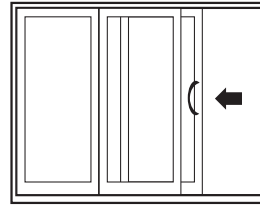
OX-Slide left



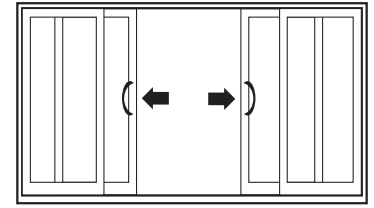
XO-Slide Right



OXO-Slide R to L or
OZO-Slide L to R



XOO-Slide R or OOX Slide L



OXXO-Slide R and Slide L from Centre

2 Panels

58¹/₂ W x 79¹/₂ H
59¹/₂ W x 79¹/₂ H
59¹/₂ W x 81¹/₂ H
59¹/₂ W x 95¹/₂ H
70¹/₂ W x 79¹/₂ H
71¹/₂ W x 79¹/₂ H
71¹/₂ W x 81¹/₂ H
71¹/₂ W x 95¹/₂ H
95¹/₂ W x 79¹/₂ H
95¹/₂ W x 81¹/₂ H
95¹/₂ W x 95¹/₂ H

3 Panels

88³/₄ W x 79¹/₂ H
88³/₄ W x 81¹/₂ H
88³/₄ W x 95¹/₂ H
106³/₄ W x 79¹/₂ H
106³/₄ W x 81¹/₂ H
106³/₄ W x 95¹/₂ H
142³/₄ W x 79¹/₂ H
142³/₄ W x 81¹/₂ H
142³/₄ W x 95¹/₂ H

4 Panels


117¹/₈ W x 79¹/₂ H
117¹/₈ W x 81¹/₂ H
117¹/₈ W x 95¹/₂ H
141¹/₈ W x 79¹/₂ H
141¹/₈ W x 81¹/₂ H
141¹/₈ W x 95¹/₂ H
189¹/₈ W x 79¹/₂ H
189¹/₈ W x 81¹/₂ H
189¹/₈ W x 95¹/₂ H

Performance

Victorian Patio Doors meet standards AAMA/WDMA/CSA 101/1.S.2/A440-11 and CSA A440S1-09

Configuration	Performance Class and Grade	Air Leakage	Water Penetration Resistance	Design Pressure
OX / XO	LC-PG55	A3-0.2 L/s-m ²	400 Pa (8.4 psf)	±2640 Pa (±55 psf)
OX / XO	LC-PG35	A3-0.4 L/s-m ²	400 Pa (8.4 psf)	±1680 Pa (±35 psf)
OXO	R-PG50	A3-0.3 L/s-m ²	360 Pa (7.5 psf)	±2880 Pa (±60 psf)
OXO	LC-PG40	A3-0.3 L/s-m ²	360 Pa (7.5 psf)	±1920 Pa (±40 psf)
OXXO	LC-PG35	A3-0.5 L/s-m ²	260 Pa (5.4 psf)	±1680 Pa (±35 psf)

Distributed by:



IDEAL WINDOW
Our name says it all!

Ideal Window™ Mfg.

100 West 7th Street
Bayonne, New Jersey 07002

1.800.631.3400



Our products meet the ENERGY STAR® program guidelines to help protect the environment through superior energy efficiency.

www.idealwindow.com